

# Introduction

## Prepare for the exam with practice tests from Cambridge

Inside you'll find four authentic examination papers from Cambridge Assessment English. They are the perfect way to practise – EXACTLY like the real exam.

## Why are they unique?

All our authentic practice tests go through the same design process as the IELTS test. We check every single part of our practice tests with real students under exam conditions, to make sure we give you the most authentic experience possible.

Students can practise these tests on their own or with the help of a teacher to familiarise themselves with the exam format, understand the scoring system and practise exam technique.

## Further information

IELTS is jointly managed by the British Council, IDP: IELTS Australia and Cambridge Assessment English. Further information can be found on the IELTS official website at [ielts.org](http://ielts.org).

## WHAT IS THE TEST FORMAT?

IELTS consists of four components. All candidates take the same Listening and Speaking tests. There is a choice of Reading and Writing tests according to whether a candidate is taking the Academic or General Training module.

### Academic

For candidates wishing to study at undergraduate or postgraduate levels, and for those seeking professional registration.

### General Training

For candidates wishing to migrate to an English-speaking country (Australia, Canada, New Zealand, UK), and for those wishing to train or study below degree level.

The test components are taken in the following order:

<b>Listening</b> 4 parts, 40 items, approximately 30 minutes		
<b>Academic Reading</b> 3 sections, 40 items 60 minutes	or	<b>General Training Reading</b> 3 sections, 40 items 60 minutes
<b>Academic Writing</b> 2 tasks 60 minutes	or	<b>General Training Writing</b> 2 tasks 60 minutes
<b>Speaking</b> 11 to 14 minutes		
<b>Total Test Time</b> 2 hours 44 minutes		

## ACADEMIC TEST FORMAT

### Listening

This test consists of four parts, each with ten questions. The first two parts are concerned with social needs. The first part is a conversation between two speakers and the second part is a monologue. The final two parts are concerned with situations related to educational or training contexts. The third part is a conversation between up to four people and the fourth part is a monologue.

A variety of question types is used, including: multiple choice, matching, plan/map/diagram labelling, form completion, note completion, table completion, flow-chart completion, summary completion, sentence completion and short-answer questions.

Candidates hear the recording once only and answer the questions as they listen. Ten minutes are allowed at the end for candidates to transfer their answers to the answer sheet.

### Reading

This test consists of three sections with 40 questions. There are three texts, which are taken from journals, books, magazines and newspapers. The texts are on topics of general interest. At least one text contains detailed logical argument.

A variety of question types is used, including: multiple choice, identifying information (True/False/Not Given), identifying the writer's views/claims (Yes/No/Not Given), matching information, matching headings, matching features, matching sentence endings, sentence completion, summary completion, note completion, table completion, flow-chart completion, diagram-label completion and short-answer questions.

## *Introduction*

### **Writing**

This test consists of two tasks. It is suggested that candidates spend about 20 minutes on Task 1, which requires them to write at least 150 words, and 40 minutes on Task 2, which requires them to write at least 250 words. Task 2 contributes twice as much as Task 1 to the Writing score.

Task 1 requires candidates to look at a diagram or some data (in a graph, table or chart) and to present the information in their own words. They are assessed on their ability to organise, present and possibly compare data, and are required to describe the stages of a process, describe an object or event, or explain how something works.

In Task 2, candidates are presented with a point of view, argument or problem. They are assessed on their ability to present a solution to the problem, present and justify an opinion, compare and contrast evidence and opinions, and to evaluate and challenge ideas, evidence or arguments.

Candidates are also assessed on their ability to write in an appropriate style. More information on assessing the Writing test, including Writing assessment criteria (public version), is available at [ielts.org](http://ielts.org).

### **Speaking**

This test takes between 11 and 14 minutes and is conducted by a trained examiner. There are three parts:

#### *Part 1*

The candidate and the examiner introduce themselves. Candidates then answer general questions about themselves, their home/family, their job/studies, their interests and a wide range of similar familiar topic areas. This part lasts between four and five minutes.

#### *Part 2*

The candidate is given a task card with prompts and is asked to talk on a particular topic. The candidate has one minute to prepare and they can make some notes if they wish, before speaking for between one and two minutes. The examiner then asks one or two questions on the same topic.

#### *Part 3*

The examiner and the candidate engage in a discussion of more abstract issues which are thematically linked to the topic in Part 2. The discussion lasts between four and five minutes.

The Speaking test assesses whether candidates can communicate effectively in English. The assessment takes into account Fluency and Coherence, Lexical Resource, Grammatical Range and Accuracy, and Pronunciation. More information on assessing the Speaking test, including Speaking assessment criteria (public version), is available at [ielts.org](http://ielts.org).

## HOW IS IELTS SCORED?

IELTS results are reported on a nine-band scale. In addition to the score for overall language ability, IELTS provides a score in the form of a profile for each of the four skills (Listening, Reading, Writing and Speaking). These scores are also reported on a nine-band scale. All scores are recorded on the Test Report Form along with details of the candidate's nationality, first language and date of birth. Each Overall Band Score corresponds to a descriptive statement which gives a summary of the English-language ability of a candidate classified at that level. The nine bands and their descriptive statements are as follows:

- 9 **Expert user** – Has fully operational command of the language: appropriate, accurate and fluent with complete understanding.
- 8 **Very good user** – Has fully operational command of the language with only occasional unsystematic inaccuracies and inappropriacies. Misunderstandings may occur in unfamiliar situations. Handles complex detailed argumentation well.
- 7 **Good user** – Has operational command of the language, though with occasional inaccuracies, inappropriacies and misunderstandings in some situations. Generally handles complex language well and understands detailed reasoning.
- 6 **Competent user** – Has generally effective command of the language despite some inaccuracies, inappropriacies and misunderstandings. Can use and understand fairly complex language, particularly in familiar situations.
- 5 **Modest user** – Has partial command of the language, coping with overall meaning in most situations, though is likely to make many mistakes. Should be able to handle basic communication in own field.
- 4 **Limited user** – Basic competence is limited to familiar situations. Has frequent problems in understanding and expression. Is not able to use complex language.
- 3 **Extremely limited user** – Conveys and understands only general meaning in very familiar situations. Frequent breakdowns in communication occur.
- 2 **Intermittent user** – Has great difficulty understanding spoken and written English.
- 1 **Non-user** – Essentially has no ability to use the language beyond possibly a few isolated words.
- 0 **Did not attempt the test** – Did not answer the questions.

## Introduction

# MARKING THE PRACTICE TESTS

## Listening and Reading

The answer keys are on pages 121–128.

Each question in the Listening and Reading tests is worth one mark.

### *Questions which require letter / Roman numeral answers*

For questions where the answers are letters or Roman numerals, you should write *only* the number of answers required. For example, if the answer is a single letter or numeral, you should write only one answer. If you have written more letters or numerals than are required, the answer must be marked wrong.

### *Questions which require answers in the form of words or numbers*

- Answers may be written in upper or lower case.
- Words in brackets are *optional* – they are correct, but not necessary.
- Alternative answers are separated by a slash (/).
- If you are asked to write an answer using a certain number of words and/or (a) number(s), you will be penalised if you exceed this. For example, if a question specifies an answer using **NO MORE THAN THREE WORDS** and the correct answer is 'black leather coat', the answer 'coat of black leather' is *incorrect*.
- In questions where you are expected to complete a gap, you should only transfer the necessary missing word(s) onto the answer sheet. For example, to complete 'in the ...', where the correct answer is 'morning', the answer 'in the morning' would be *incorrect*.
- All answers require correct spelling (including words in brackets).
- Both US and UK spelling are acceptable and are included in the answer key.
- All standard alternatives for numbers, dates and currencies are acceptable.
- All standard abbreviations are acceptable.
- You will find additional notes about individual answers in the answer key.

## Writing

The sample answers are on pages 129–138. It is not possible for you to give yourself a mark for the Writing tasks. We have provided sample answers (written by candidates), showing their score and the examiners' comments. These sample answers will give you an insight into what is required for the Writing test.

## HOW SHOULD YOU INTERPRET YOUR SCORES?

At the end of each Listening and Reading answer key you will find a chart which will help you assess whether, on the basis of your Practice Test results, you are ready to take the IELTS test.

In interpreting your score, there are a number of points you should bear in mind. Your performance in the real IELTS test will be reported in two ways: there will be a Band Score from 1 to 9 for each of the components and an Overall Band Score from 1 to 9, which is the average of your scores in the four components. However, institutions considering your application are advised to look at both the Overall Band Score and the Band Score for each component in order to determine whether you have the language skills needed for a particular course of study. For example, if your course involves a lot of reading and writing, but no lectures, listening skills might be less important and a score of 5 in Listening might be acceptable if the Overall Band Score was 7. However, for a course which has lots of lectures and spoken instructions, a score of 5 in Listening might be unacceptable even though the Overall Band Score was 7.

Once you have marked your tests, you should have some idea of whether your listening and reading skills are good enough for you to try the IELTS test. If you did well enough in one component, but not in others, you will have to decide for yourself whether you are ready to take the test.

The Practice Tests have been checked to ensure that they are the same level of difficulty as the real IELTS test. However, we cannot guarantee that your score in the Practice Tests will be reflected in the real IELTS test. The Practice Tests can only give you an idea of your possible future performance and it is ultimately up to you to make decisions based on your score.

Different institutions accept different IELTS scores for different types of courses. We have based our recommendations on the average scores which the majority of institutions accept. The institution to which you are applying may, of course, require a higher or lower score than most other institutions.

# Test 1

## LISTENING

### PART 1 Questions 1–10

Complete the notes below.

Write **ONE WORD AND/OR A NUMBER** for each answer.



Listening test audio

### Children's Engineering Workshops

#### Tiny Engineers (ages 4–5)

##### Activities

- Create a cover for an **1** ..... so they can drop it from a height without breaking it.
- Take part in a competition to build the tallest **2** .....
- Make a **3** ..... powered by a balloon.

#### Junior Engineers (ages 6–8)

##### Activities:

- Build model cars, trucks and **4** ..... and learn how to program them so they can move.
- Take part in a competition to build the longest **5** ..... using card and wood.
- Create a short **6** ..... with special software.
- Build, **7** ..... and program a humanoid robot.

Cost for a five-week block: £50

Held on **8** ..... from 10 am to 11 am

##### Location


Building 10A, **9** ..... Industrial Estate, Grasford

Plenty of **10** ..... is available.

## Listening

**PART 2 Questions 11–20***Questions 11–14*

Choose the correct letter, **A**, **B** or **C**.



- 11** Stevenson's was founded in
- A** 1923.
  - B** 1924.
  - C** 1926.
- 12** Originally, Stevenson's manufactured goods for
- A** the healthcare industry.
  - B** the automotive industry.
  - C** the machine tools industry.
- 13** What does the speaker say about the company premises?
- A** The company has recently moved.
  - B** The company has no plans to move.
  - C** The company is going to move shortly.
- 14** The programme for the work experience group includes
- A** time to do research.
  - B** meetings with a teacher.
  - C** talks by staff.



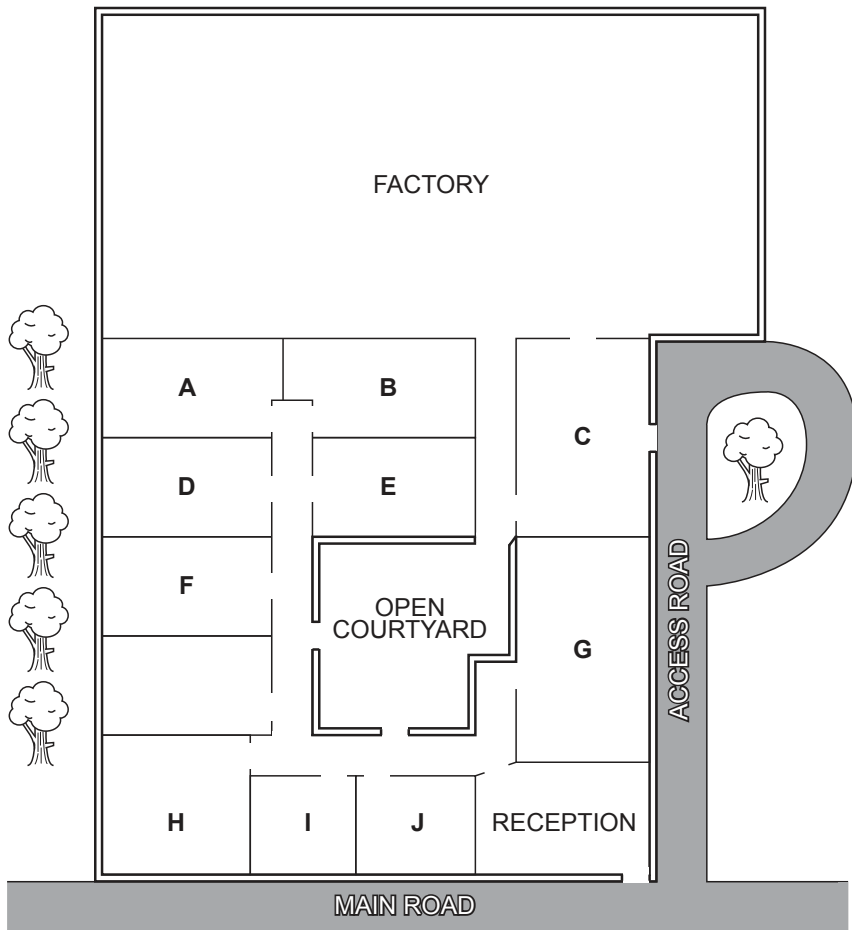
Test 1

Questions 15–20

Label the map below.

Write the correct letter, **A–J**, next to Questions 15–20.

**Plan of Stevenson's site**




- 15 coffee room .....
- 16 warehouse .....
- 17 staff canteen .....
- 18 meeting room .....
- 19 human resources .....
- 20 boardroom .....

## Listening

**PART 3 Questions 21–30***Questions 21 and 22*

Choose **TWO** letters, **A–E**.



Which **TWO** parts of the introductory stage to their art projects do Jess and Tom agree were useful?

- A** the Bird Park visit
- B** the workshop sessions
- C** the Natural History Museum visit
- D** the projects done in previous years
- E** the handouts with research sources

*Questions 23 and 24*

Choose **TWO** letters, **A–E**.

In which **TWO** ways do both Jess and Tom decide to change their proposals?

- A** by giving a rationale for their action plans
- B** by being less specific about the outcome
- C** by adding a video diary presentation
- D** by providing a timeline and a mind map
- E** by making their notes more evaluative